

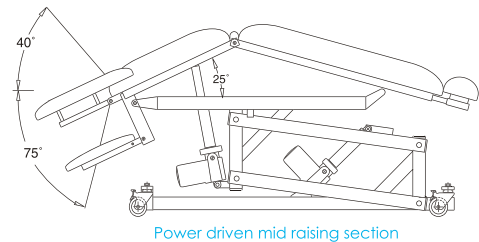
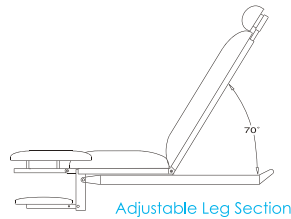
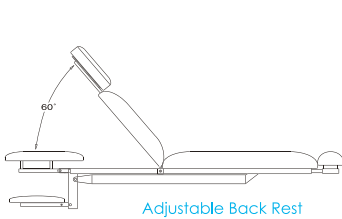
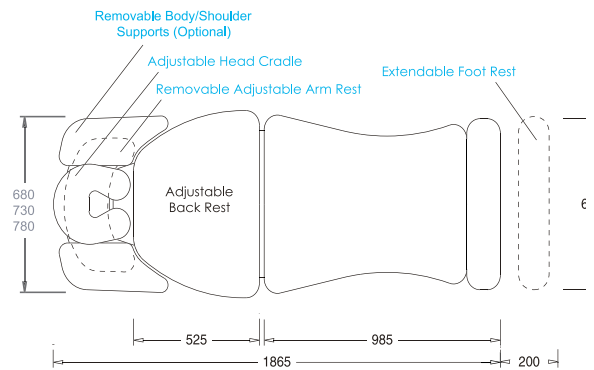


Endorsed by  


# Access™

WITH MID RAISING SECTION

The Athlegen Access Raising Mid Section™ is the ultimate treatment table. It provides you with the ability to treat your clients using the very best equipment available. The unique shape of the top allows excellent practitioner access during treatments. Add triple layered cushioning for superior comfort, electric height adjustment and an electric raising mid section that automatically adjusts the head support angle, and you have discovered just a few advantages of the Athlegen Access™.



## features

- Electric power height adjustment system is driven by a commercial grade linear actuator made in Germany, ensuring fast, reliable and vibration free performance.
- Power driven mid raising section can be adjusted as required during the treatment.
- 8 pivot lifting arm mechanism, super strong with self lubricating nylon bushes to ensure smooth and quiet operation.
- Upholstery construction features special high density foam rubbers and incorporates soft edge technology.
- High quality protective coated vinyl with oil resistant properties; durable, with a soft and comfortable feel.
- Unique Access top design allows improved practitioner access during treatments while minimizing fatigue and discomfort.
- Heavy duty, industrial quality lockable castors with a chrome housing, steel bearings and a rubber wheel tread.
- Durable powder coated rust resistant frame.
- Heavy duty stainless steel footswitch
- Built to last with very low maintenance.

## specifications

- Maneuverability**  
360° rotation, heavy duty industrial quality lockable casters.
- Covering**  
PVC tested to AS 1441.11, AS 1530.3, AS 4088.1
- Cushioning**  
CFC free, polyurethane foam
- Frame**  
Powder coated, rust resistant steel frame
- Maximum working height**  
1030mm (with Endurance foam)
- Minimum working height**  
599mm (with Endurance foam)
- Maximum working load**  
175kg
- Power requirements**  
240 VAC @ 3.4 AMPS
- Table Length**  
Length with extendable foot rest (in retracted position) 1865mm  
Length with extended foot rest (in the fully extended position) 2065mm
- Shipping dimensions**  
1900mm x 800mm x 800mm
- Shipping weight**  
125kg
- Warranty**  
Australia 5 years structural and 3 years motor. Extended warranty available. Other countries upon request.